





JUPITER. Playing Over the Break

Student Guide

Step 1: Play the first part of this familiar tune. Can you name it?




Step 2: Add the register key




Tip: Maintain an 8:00 thumb position so that your fingers fall naturally into place.



Step 2 Part 2: Listen and watch your teacher demonstrate the segment. Play it.



Step 3: Learn the letter names and play the segment



Step 4: Play the new version of this familiar tune in the upper register.

